


TRENITALIA: New Regional Digital Tickets starting from 01.11.2023

As from November 1st 2023, all Trenitalia Regional train tickets will show the message “NOT VALID FOR TRAVEL”. Following an example of the ticket.

		<small>Page 1 of 1 CARRIER CIV 1183 - VAT: 05403151003 Single Ticket - Issuer 1183 Issue Date 10/11/2023 hours 14:07 Channel: PICO_RAILTOUR_B2B (54609 - 1) Receipt n. 1386257507 of 10/11/2023</small>	
TRAVEL from Moneglia To La Spezia Centrale on 10/11/2023 at 18:51		Ticket Code: 2055964347	
Departure station Moneglia Hours 18:51 - 10/11/2023	Arrival station La Spezia Centrale Hours 19:42 - 10/11/2023	Train: Regionale 22861 Service: 2° Classe KM: 35 VIA: Moneglia , La Spezia Centrale	
		* Total Amount Paid: 4.90 € <small>* The amount paid is related to transactions subject to VAT Not valid for fiscal use</small>	
PASSENGERS DETAILS			
	Offer - Service	CartaFreccia/X-GO	Points X-GO
Passenger Name (Adult) Markus Tester	ORDINARIA - 2ª CLASSE PRENOTAZIONE		
	NOT VALID FOR TRAVEL ←		
	In order to travel, check-in via this link		
Buyer: Markus Hertig Payment: Cash Invoice required			

To travel on board of Regional Trains, travelers will have to perform a Check-In online. This can simply be done thanks to the new Self-Check-In.

Please note that the link to Check-In can be found only in Trenitalia original confirmation E-Mail (you will receive these separately together with your travel documents).

To activate the ticket, the Check-In must be made before the scheduled train departure time (starting from 00:01 a.m. of travel day).

Tip: Set a ticket activation reminder on your calendar ca. 3 hours before departure.


To Check-In, travelers will have access to a dedicated page, via the link in the confirmation E-Mail where they should select "Check-In".


Please note that the Regional Digital Ticket is nominative and personal and cannot be transferred to other passengers.


Instruction for the Activation of Regional Train Tickets:


1. Open the confirmation E-Mail and click on “Check-In & Barcode”

WG: Your Trenitalia Ticket / mhe

 railtour Frantour Helpdesk
An railtour Frantour Central Europe

 Diese Nachricht wurde automatisch weitergeleitet.
Wenn Probleme mit der Darstellungsweise dieser Nachricht bestehen, klicken Sie hier, um sie im Webbrowser anzuzeigen.

 Markus-Tester-2055964347.pdf
137 KB

 Add_to_calendar-10Nov20237577400670552909534.ics
1 KB

Dear Markus Tester,
This is to confirm you that you have successfully completed the purchase of the following travels:

Train: Regionale 22861 del 10/11/2023
Departure: Moneglia (time: 18:51); **Arrival:** La Spezia Centrale (time: 19:42)
Seat : Seats (only 2° Classe) **Service :** 2° Classe
Traveler Name:Markus Tester;

Loyalty Code:
Points: --;

Ticket Code: 2055964347
Total Price: EUR 4.90
Corporate ID: -
Pick up procedure: Digital Regional Ticket
Ticket holder: Markus Hertig
The regional digital ticket is registered and can only be used by: Markus Tester


Caution: you made a purchase without being registered.
With the information in this mail, through this [this link](#) You can access the functionality display purchase, exchange and refund reservation.

If you want to enjoy all the services available to customers registered for use and reuse this your next purchase, complete the registration [click here](#).

If you need to resend this message [click here](#) and use the following code recovery Number 1309207114


In Milan Central Station, Rome Termini and Firenze S.M.N. you can lead to the tracks of departing trains only presenting the ticket to the entrance gate. We invite you to show the barcode square to facilitate and speed up the operations control.

To view the Barcode with travel details, check-in or manage your ticket:

 **CHECK-IN & BARCODE** **MANAGE TICKET**


2. You can now see your train route in the Self Check-In. Click on “Check-In”.

Self Check-in

 22861
Moneglia
10/11/2023 - 18:51

La Spezia Centrale
10/11/2023 - 19:42

DOWNLOADCODE
1309207114


 Fahrgast 1 Erwachsener
MT Markus Tester

Angebot-Service
ORDINARIA - 2° CLASSE PR...

Sitzplatz ohne Reservierung

FAHRSCHEINCODE
2055964347

Einchecken und verreisen

 **CHECK-IN** **VERWALTEN**

3. Please click on "Continue".

Check-in ABZUÄNDERNDE REISE

🔖 22861
Moneglia (18:51) - La Spezia Centrale (19:42)
10 November 2023

4,90€ ^

Fahrgast 1 Erwachsener
MT Markus Tester

Angebot-Service
ORDINARIA - 2^a CLASS... 4,90€

ZURÜCK Alles auswählen **WEITER**

4. The Check-In is completed. This is your new valid ticket with the updated QR-Code.

Self Check-in

🔖 22861
Moneglia 10/11/2023 - 18:51 → La Spezia Centrale 10/11/2023 - 19:42

DOWNLOADCODE
1309207114

 **ENTWERTET**

Fahrgast 1 Erwachsener
MT Markus Tester

Angebot-Service
ORDINARIA - 2^a CLASSE PR...
Sitzplatz ohne Reservierung

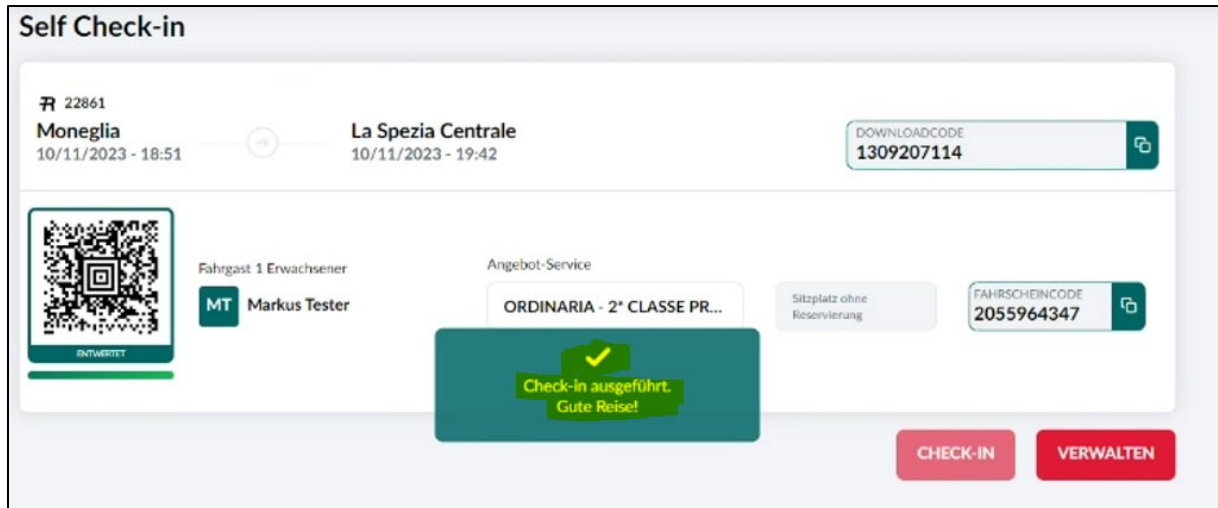
FAHRSCHEINCODE
2055964347

Check-in ausgeführt. Gute Reise!

CHECK-IN VERWALTEN

How to access the Checked-In train ticket:

After the Check-In is completed, no new train tickets will be issued but simply the QR-Code will update itself. The train ticket with “NOT VALID FOR TRAVEL” remains invalid. You will be asked on the train to show your checked-in train ticket. Following an example.



To access your checked-in train tickets, you have three different options:

Option 1: Print

After having completed the Check-In, if you have the possibility, you can print out on paper the checked-in ticket with the updated QR-Code.

Option 2: Mobile Screenshot

After having completed the Check-In, you can take a screenshot of the checked-in ticket with your mobile phone.

Option 3: Confirmation E-Mail

After having completed the Check-In, you can re-open the confirmation E-Mail and click once again on “Check-In & Barcode”, where the checked-in ticket will be available.